

Fixture Type:

A lightweight, short-throw, all-purpose lighting device, the 6" fresnel produces a soft-edged beam varying in diameter from 4.2 feet to 21 feet at a throw distance of 15 feet.

The 65Q and 165Q are designed for operation with long-life, high-intensity tungsten-halogen lamps. The luminaire is used in theatre for acting area lighting where beam shaping is not required, or in television studios for key and back lighting. Other uses include nightclubs, museums and show windows where soft-edged controlled lighting is required.

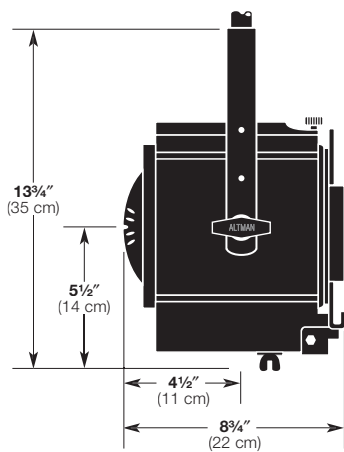
Specifications subject to change without notice.



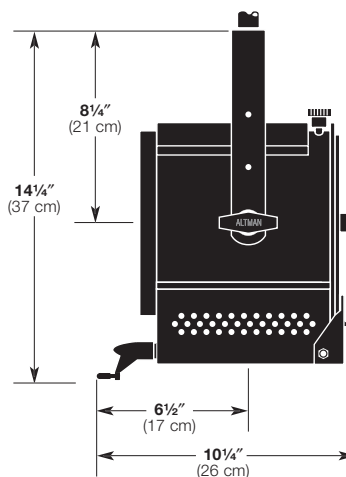
**750-WATT
6" FRESNEL**

Features

- Sheet-steel welded construction
- Specular spherical Alzak aluminum reflector
- Spot-to-flood focus adjustment
- Screw-feed focus (165Q only)
- 6" heat-resistant fresnel lens
- Medium prefocus socket
- Color frame and safety cable with spring clip included
- Three 36" Teflon® lead wires
- Up to 25' of Hi-Temp rubber cable optional
- U.L.-, c.U.L.-, and CE-listed for 750 watts
- Made in the U.S.A.



65Q



165Q

750-WATT 7" FRESNEL

Specifications

Housing: Sheet-steel construction.

Materials: Corrosion-resistant materials and hardware.

Yoke: Rigid flat steel with clearance hole for 1/2" bolt.

Reflector: Alzak aluminum, spherical design.

Lens: Pyrex fresnel lens with stippling on flat surface.

Socket: Altman medium prefocus, tool-free relamping.

Rating: 120/240 volts AC/DC operation, 6.3/3.1 amps, 750 watts maximum.

Cable: 36" Teflon® leads encased in black fiberglass sleeving. Up to 25' Hi-Temp rubber cable optional.

Access Door: Hinged; allows tool-free access to lens, reflector and lamp.

Focusing: For the 65Q, adjusted with locking thumb screw on bottom surface. For the 165Q, adjusted with easy-operation rear-mounted screw feed.

Accessories: Accepts standard 7 1/2" accessories.

Finish: Black epoxy Sandtex, electrostatic application.

Weight: Approx. 9.0 lbs. (4.1 Kg) for the 65Q and approx. 10.5 lbs. (4.7 Kg) for the 165Q.

Catalog
Numbers
65Q
165Q

ACCESSORIES SUPPLIED WITH LUMINAIRE	
6-CF	Color Frame
SC-36-BK	Safety Cable with Spring Clip

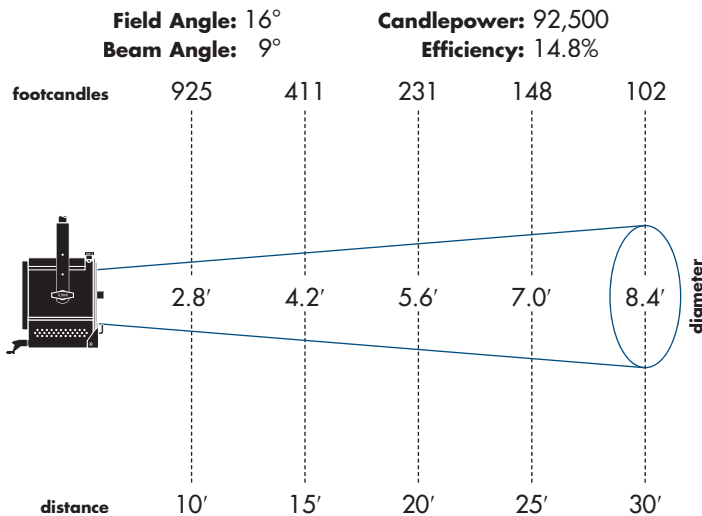
ADDITIONAL ACCESSORIES	
510	Malleable Iron Pipe Clamp
6-BD-4	4-Way Barn Door
6-SN	Snoot
404-6	Motorized Color Wheel

LAMP INFORMATION

fixture series	watts	ANSI code	manufacturer lamp code	color temp. (°K)	rated life (hrs)	rated lumens	correction factor
6" Fresnel	500	BTL	Q500 T6/CL/P	3050	500	11,000	.65
"	500	BTM		3200	100	13,000	.76
"	750	BTN	Q750 T7/CL/2P	3050	500	17,000	1.00
"	750	BTP	Q750 T7/4CL/2P	3200	200	20,000	1.20

65Q AND 165Q PHOTOMETRIC DATA WITH BTN LAMP

SPOT FOCUS



FLOOD FOCUS

